




Anti Vibration Carbide End mill

AE-VMS SERIES

Volume 7.2





























INDEX


AE-VMS / AE-VMSS

	AE-VMS Square, radius	PAGE 8
	AE-VMSS Short, square	PAGE 9
	AE-VMSS Long neck	PAGE 10
















LINEUP

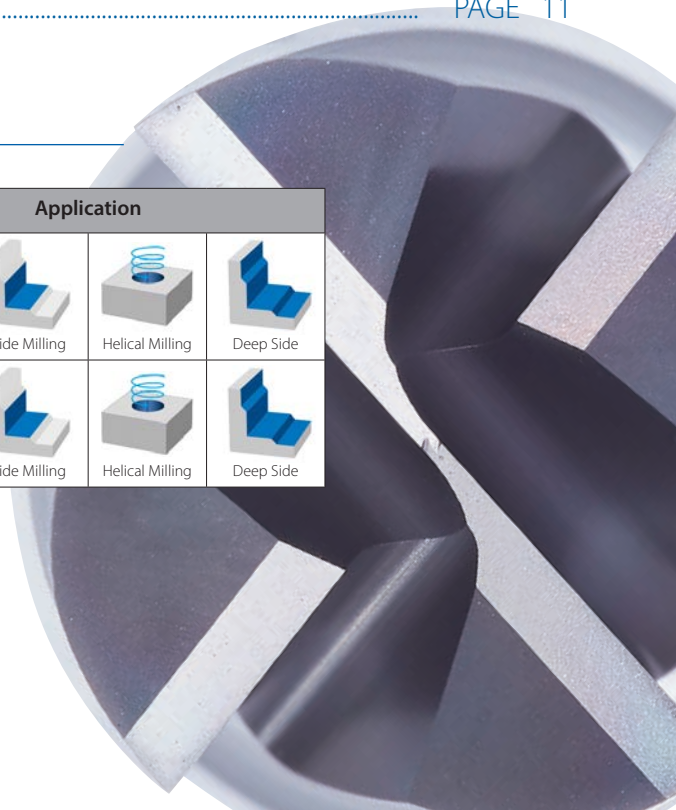
		Cutting edge shape		Application					
AE-VMS Short	Square								
	Radius								
AE-VMSS Stub	Square								
	Long Neck								



AE-VML

	AE-VML Long, square	PAGE 11
	AE-VML Long, radius	PAGE 11
	AE-VML Long, square with chipbreaker.....	PAGE 11

		Cutting edge shape		Application			
AE-VML Long	Square						Trochoidal Side Milling Helical Milling Deep Side
	Square with Chipbreaker						Trochoidal Side Milling Helical Milling Deep Side



KEY FEATURES: AE-VMS • AE-VMSS



1 Dularise coating

2 Positive rake angle

3 New flute form

4 High rigidity



5 Solid carbide



AE-VMS: THE A-BRAND END MILL

Duarise coating

The new duarise coating provides excellent lubricity, superior friction-resistance and high oxidation temperature. Multi-layer construction minimizes the thermal cracks that often occurred while using water-soluble oil.



Smoothing surface coating treatment made an excellent quality of surface finishing.

Positive rake angle

A stable performance is gathered by reducing cutting forces as a result of a sharp and positive rake angle.

New flute form

The new flute form with its excellent chip evacuation properties enables stable milling and the suppression of burrs.

Figure 1. 10% lower cutting force versus the competitors

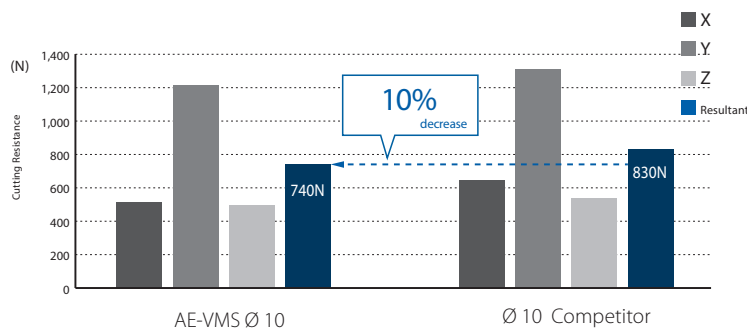




Figure 2. Stable performance even when the overhang length is L/D=4



High rigidity

The unequal spacing of teeth and variable-lead geometry enables stable and high efficiency milling and the suppression of vibration.



KEY FEATURES: AE-VML

1 Dularise coating

2 Microrelief geometry

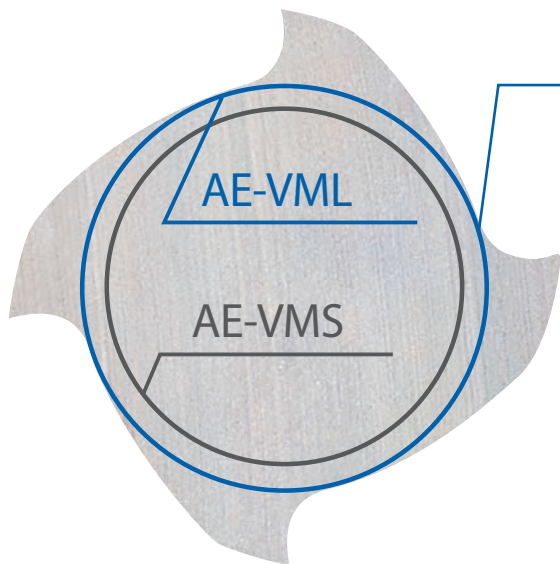
3 For high-speed side milling

4 Long flutes


5 Solid carbide



AE-VML: ULTIMATE SIDE MILLING EFFICIENCY



High Rigidity



High-speed side milling is made possible by the large thick core design. The web taper geometry, where the thickness of core changes from the cutting edge to the shank, greatly improves tool rigidity, thereby prevents the machining surface from tilting

High Helix

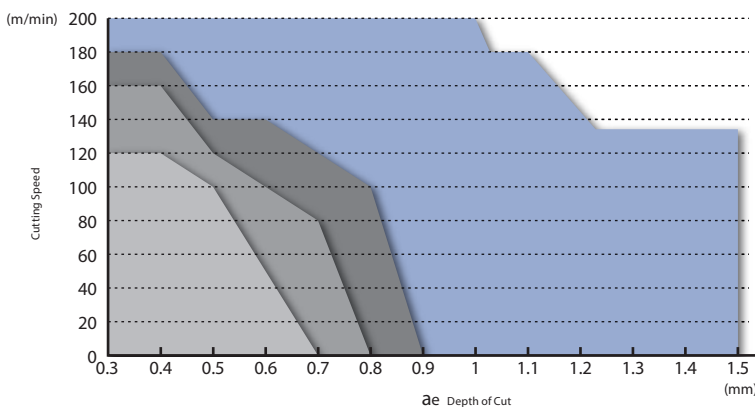
Reduces cutting force to enable stable milling

Suppression of vibration

The combination of variable lead, unequal spacing teeth and microrelief geometry contributes to stable and high efficiency milling performance.

Variable Leads	Unequal Spacing Teeth	Microrelief

Chattering is greatly suppressed even during high-speed, high-depth milling, resulting in unrivaled high efficiency performance.




Milling | Solid carbide




DUARISE Coating

Provides excellent lubricity, superior friction-resistance and high oxidation temperature. Multi-layer construction minimizes the thermal cracks that often occurred while using watersoluble oil.



Multi-Layer Construction
 Adhesion Reinforcing Layer



Smoothing surface coating treatment made an excellent quality of surface finishing.

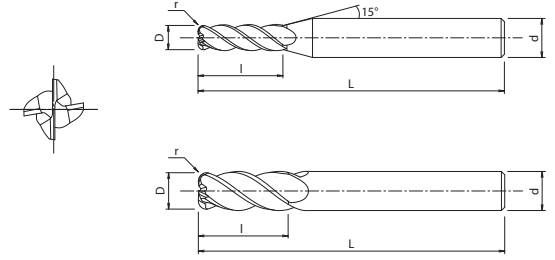
AE-VMS NEW SIZES

Milling | Solid carbide



Type 1

Type 2



- First choice in quality and performance
- Carbide end mill with Duarise coating
- Wide variety in applications and work materials
- 4 flutes, variable helix and unequal spacing



Milling | Solid carbide

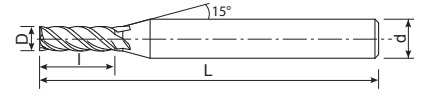
EDP	Z	D	R	L	l	d	Type	Price
8555830	4	3	-	60	8	6	1	
8556050	4	3	0,2	60	8	6	1	
8556060	4	3	0,5	60	8	6	1	
8555840	4	4	-	60	11	6	1	
8556070	4	4	0,2	60	11	6	1	
8556080	4	4	0,5	60	11	6	1	
8556090	4	4	1	60	11	6	1	
8555850	4	5	-	60	13	6	1	
8556100	4	5	0,2	60	13	6	1	
8556110	4	5	0,5	60	13	6	1	
8556120	4	5	1	60	13	6	1	
8555860	4	6	-	60	13	6	2	
8556130	4	6	0,3	60	13	6	2	
8556140	4	6	0,5	60	13	6	2	
8556150	4	6	1	60	13	6	2	
8555880	4	8	-	70	19	8	2	
8556160	4	8	0,3	70	19	8	2	
8556170	4	8	0,5	70	19	8	2	
8556180	4	8	1	70	19	8	2	
8556190	4	8	1,5	70	19	8	2	
8556200	4	8	2	70	19	8	2	
8555900	4	10	-	80	22	10	2	
8556210	4	10	0,3	80	22	10	2	
8556220	4	10	0,5	80	22	10	2	
8556230	4	10	1	80	22	10	2	
8556240	4	10	1,5	80	22	10	2	
8556250	4	10	2	80	22	10	2	
8556260	4	10	3	80	22	10	2	
8555920	4	12	-	90	26	12	2	
8556270	4	12	0,5	90	26	12	2	
8556280	4	12	1	90	26	12	2	
8556290	4	12	1,5	90	26	12	2	
8556300	4	12	2	90	26	12	2	
8556310	4	12	3	90	26	12	2	
8555960	4	16	-	100	32	16	2	NEW
8556000	4	20	-	110	40	20	2	NEW
8556010	4	25	-	120	50	25	2	NEW

AE-VMSS

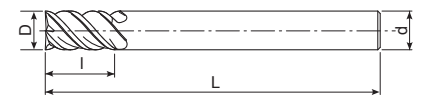
Milling | Solid carbide



Type 1



Type 2



- First choice in quality and performance
- Carbide end mill with Duarise coating
- Wide variety in applications and work materials
- 4 flutes, variable helix and unequal spacing
- Anti-vibration stub carbide end-mill, square type, stub length

Material compatibility icons: P (~45 HRC), P (~55 HRC), M (~35 HRC), K (~350 HB), N, S, H (~60 HRC).

Product features: A, CARBIDE, DUARISE, 37°~40°, 0~0.02, SHRINK FIT.



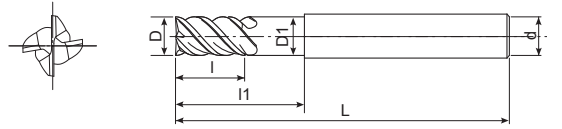
EDP	Z	D	L	l	d	Type	Price
8556410	4	1	40	1,5	4	1	
8556415	4	1,5	40	2,3	4	1	
8556420	4	2	40	3	4	1	
8556425	4	2,5	40	3,8	4	1	
8556430	4	3	45	4,5	6	1	
8556435	4	3,5	45	5,3	6	1	
8556440	4	4	45	6	6	1	
8556445	4	4,5	45	6,8	6	1	
8556450	4	5	45	7,5	6	1	
8556455	4	5,5	45	8,3	6	1	
8556460	4	6	45	9	6	2	
8556465	4	6,5	60	9,8	8	1	
8556470	4	7	60	10,5	8	1	
8556475	4	7,5	60	11,3	8	1	
8556480	4	8	60	12	8	2	
8556485	4	8,5	70	12,8	10	1	
8556490	4	9	70	13,5	10	1	
8556495	4	9,5	70	14,3	10	1	
8556500	4	10	70	15	10	2	
8556505	4	10,5	75	15,8	12	1	
8556510	4	11	75	16,5	12	1	
8556515	4	11,5	75	17,3	12	1	
8556520	4	12	75	18	12	2	

Milling | Solid carbide



AE-VMSS

Milling | Solid carbide



- First choice in quality and performance
- Carbide end mill with Duarise coating
- Wide variety in applications and work materials
- 4 flutes, variable helix and unequal spacing
- Long neck type

P ~45 HRC	P ~55 HRC	M ~35 HRC	K ~350 HB	N	S	H ~60 HRC
---------------------	---------------------	---------------------	---------------------	----------	----------	---------------------

A	CARBIDE	DUARISE	37°~40°	0~0.02	SHRINK FIT
----------	----------------	----------------	----------------	---------------	-----------------------

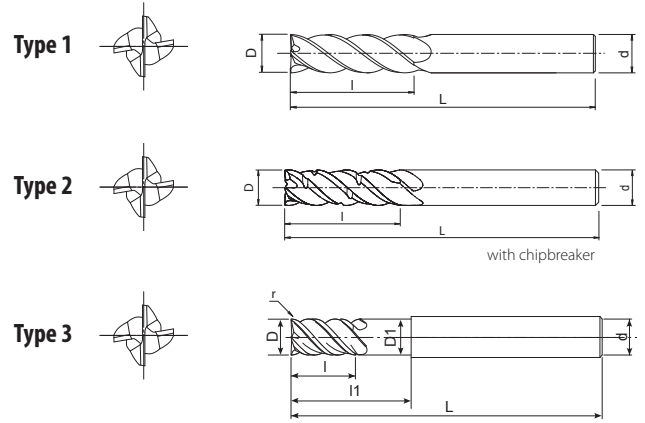

 page 12

Milling | Solid carbide

EDP	Z	D	l1	L	l	D1	d	Price
8556618	4	6	18	60	9	5,8	6	
8556630	4	6	30	70	9	5,8	6	
8556724	4	8	24	70	12	7,7	8	
8556740	4	8	40	80	12	7,7	8	
8556830	4	10	30	80	15	9,7	10	
8556850	4	10	50	100	15	9,7	10	
8556936	4	12	36	90	18	11,7	12	
8556960	4	12	60	110	18	11,7	12	

AE-VML NEW

Milling | Solid carbide



- First choice in quality and performance
- 4 flutes, square type, also with radius
- Anti-vibration long carbide end mill
- For side milling, length of cut up to 4xD
- Also with chipbreaker (Type 2)



EDP	Z	D	R	I1	L	I	D1	d	Type	Chipbreaker	Price
8556320	4	6	-	-	70	19	-	6	1	-	
8556328	4	6	-	-	70	24	-	6	1	-	
8556322	4	8	-	-	80	25	-	8	1	-	
8556330	4	8	-	-	90	32	-	8	1	-	
8556324	4	10	-	-	90	31	-	10	1	-	
8556332	4	10	-	-	100	40	-	10	1	-	
8556326	4	12	-	-	100	38	-	12	1	-	
8556334	4	12	-	-	110	48	-	12	1	-	
48330162 <small>NEW</small>	4	16	1	100	150	64	15,5	16	3	-	
48330202 <small>NEW</small>	4	20	1	100	150	80	19,4	20	3	-	
8556321	4	6	-	-	70	19	-	6	2	●	
8556329	4	6	-	-	70	24	-	6	2	●	
8556323	4	8	-	-	80	25	-	8	2	●	
8556331	4	8	-	-	90	32	-	8	2	●	
8556325	4	10	-	-	90	31	-	10	2	●	
8556333	4	10	-	-	100	40	-	10	2	●	
8556327	4	12	-	-	100	38	-	12	2	●	
8556335	4	12	-	-	110	48	-	12	2	●	

Milling | Solid carbide



CUTTING CONDITIONS

Milling | Endmills | Cutting conditions

AE-VMS / AE-VMSS

Square Type

Side milling

Cutting Speed	Mild Steel • Carbon Steel • Cast Iron SS400 • S55C • FC250 ~750N/mm ²		Alloy Steel • Tool Steel SCM • SKS • SKD ~30HRC		Prehardened Steel • Hardened Steel PX5 • NAK80 30~45HRC		Stainless Steel ≤200HB	
	130 (100-150) (m/min)		120 (100-150) (m/min)		100 (80-120) (m/min)		80 (60-100) (m/min)	
Ø	S (min ⁻¹)	F (mm/min)	S (min ⁻¹)	F (mm/min)	S (min ⁻¹)	F (mm/min)	S (min ⁻¹)	F (mm/min)
1	38.200	840	28.700	690	25.500	510	22.300	450
1,5	25.500	920	21.200	760	17.000	540	14.900	460
2	19.900	1.430	17.500	840	14.300	630	11.100	470
2,5	15.900	1.590	14.000	900	11.500	690	8.900	480
3	13.800	1.660	12.700	1.070	10.600	760	8.000	480
4	10.400	1.830	9.600	1.150	8.000	800	6.000	530
5	8.300	1.990	7.600	1.220	6.400	900	4.800	560
6	6.900	2.070	6.400	1.540	5.300	1.060	4.200	640
8	5.200	1.770	4.800	1.540	4.000	1.040	3.200	610
10	4.100	1.640	3.800	1.370	3.200	900	2.500	580
12	3.500	1.400	3.200	1.280	2.700	760	2.100	530
16	2.600	1.250	2.400	1.060	2.000	640	1.400	450
20	2.100	1.010	1.900	840	1.600	510	1.100	370
25	1.700	820	1.500	660	1.300	420	900	310

Depth of cut	ap	ae
	1,5D	0,2D

Slotting

Cutting Speed	Mild Steel • Carbon Steel • Cast Iron SS400 • S55C • FC250 ~750N/mm ²		Alloy Steel • Tool Steel SCM • SKS • SKD ~30HRC		Prehardened Steel • Hardened Steel PX5 • NAK80 30~45HRC		Stainless Steel ≤200HB	
	100 (80-120) (m/min)		90 (70-110) (m/min)		80 (60-100) (m/min)		70 (50-80) (m/min)	
Ø	S (min ⁻¹)	F (mm/min)	S (min ⁻¹)	F (mm/min)	S (min ⁻¹)	F (mm/min)	S (min ⁻¹)	F (mm/min)
1	28.700	570	25.500	460	22.300	360	19.100	340
1,5	19.100	610	17.000	480	14.900	420	12.700	360
2	14.300	630	12.700	510	11.100	440	9.600	380
2,5	11.500	780	10.200	570	8.900	460	7.600	430
3	10.600	930	9.600	690	8.500	510	7.400	470
4	8.000	960	7.200	720	6.400	510	5.600	490
5	6.400	1.020	5.700	800	5.100	610	4.500	560
6	5.300	1.060	4.800	900	4.200	670	3.700	370
8	4.000	910	3.600	720	3.200	640	2.800	370
10	3.200	840	2.900	700	2.500	550	2.200	350
12	2.700	810	2.400	670	2.100	550	1.900	330
16	2.000	600	1.800	500	1.600	420	1.200	310
20	1.600	480	1.400	390	1.300	340	900	250
25	1.300	390	1.100	310	1.000	260	600	170

Depth of cut	ap	
	1D	

Dc	ap	
	Dc≤6	0,5D
	Dc>6	1D

- The above milling condition is a guideline for the overhang length is 3xD.
- Use a rigid and precise machine and holder.
- The rotational speed is calculated by the median of the recommended cutting speed. Adjustment may be necessary depending on the rigidity of the workpiece fixture and machine.
- Please use a suitable fluid with high smoke retardant properties.
- During dry (no fluid) milling, please use air blow to remove disposable chips from the milling area and to eliminate chip packing.
- Please use water-soluble oil when machining stainless steel.
- Reduce speed and feed as well as depth of cut when high precision is required.
- Adjust the speed and feed accordingly when the overhang length is longer than specified.

Milling | Solid carbide

CUTTING CONDITIONS

Milling | Endmills | Cutting conditions

AE-VMS / AE-VMSS

Radius Type

Side milling

Cutting Speed	Mild Steel • Carbon Steel • Cast Iron SS400 • S55C • FC250 ~750N/mm ²		Alloy Steel • Tool Steel SCM • SKS • SKD ~30HRC		Prehardened Steel • Hardened Steel PX5 • NAK80 30~45HRC		Stainless Steel ≤200HB	
	130 (100-150) (m/min)		120 (100-150) (m/min)		100 (80-120) (m/min)		80 (60-100) (m/min)	
∅	S (min ⁻¹)	F (mm/min)	S (min ⁻¹)	F (mm/min)	S (min ⁻¹)	F (mm/min)	S (min ⁻¹)	F (mm/min)
3	13.800	1.410	12.700	910	10.600	610	8.000	380
4	10.400	1.560	9.600	980	8.000	640	6.000	480
5	8.300	1.690	7.600	1.030	6.400	720	4.800	450
6	6.900	1.970	6.400	1.460	5.300	950	4.200	570
8	5.200	1.680	4.800	1.460	4.000	940	3.200	550
10	4.100	1.560	3.800	1.300	3.200	810	2.500	520
12	3.500	1.330	3.200	1.220	2.700	680	2.100	480
Depth of cut			ap 1,5D		ae 0,2D			

Slotting

Cutting Speed	Mild Steel • Carbon Steel • Cast Iron SS400 • S55C • FC250 ~750N/mm ²		Alloy Steel • Tool Steel SCM • SKS • SKD ~30HRC		Prehardened Steel • Hardened Steel PX5 • NAK80 30~45HRC		Stainless Steel ≤200HB	
	100 (80-120) (m/min)		90 (70-110) (m/min)		80 (60-100) (m/min)		70 (50-80) (m/min)	
∅	S (min ⁻¹)	F (mm/min)	S (min ⁻¹)	F (mm/min)	S (min ⁻¹)	F (mm/min)	S (min ⁻¹)	F (mm/min)
3	10.600	790	9.600	590	8.500	410	7.400	380
4	8.000	820	7.200	610	6.400	410	5.600	390
5	6.400	870	5.700	680	5.100	490	4.500	450
6	5.300	1.010	4.800	860	4.200	600	3.700	330
8	4.000	870	3.600	680	3.200	580	2.800	330
10	3.200	800	2.900	660	2.500	500	2.200	320
12	2.700	770	2.400	640	2.100	490	1.900	300
Depth of cut			ap 1D				Dc Dc≤6 0,5D Dc>6 1D	

- The above milling condition is a guideline for the overhang length is 3xD.
- Use a rigid and precise machine and holder.
- The rotational speed is calculated by the median of the recommended cutting speed. Adjustment may be necessary depending on the rigidity of the workpiece fixture and machine.
- Please use a suitable fluid with high smoke retardant properties.
- During dry (no fluid) milling, please use air blow to remove disposable chips from the milling area and to eliminate chip packing.
- Please use water-soluble oil when machining stainless steel.
- Reduce speed and feed as well as depth of cut when high precision is required.
- Adjust the speed and feed accordingly when the overhang length is longer than specified.

Fix rate cutting condition

Work Material	L/D	Mild Steel - Carbon Steel Cast Iron SS400 • S55C • FC250 ~750N/mm ²		Alloy Steel Tool Steel SCM • SKS • SKD ~30HRC		Prehardened Steel Hardened Steel PX5 • NAK80 • 30~45 HRC		Stainless Steel (≤ 200HB)	
		S (min ⁻¹)	F (mm/min)	S (min ⁻¹)	F (mm/min)	S (min ⁻¹)	F (mm/min)	S (min ⁻¹)	F (mm/min)
Side Milling	4	90%		90%		80%		70%	
	5	80%		80%		70%		70%	
Slotting	4	80%		70%		70%		60%	
	5	70%		60%		60%		50%	

Milling | Solid carbide



CUTTING CONDITIONS

Milling | Endmills | Cutting conditions

AE-VML

Long type (Applies also to chipbreaker type)

ae=0.05D • Standard side milling 3D

Vc	Mild Steel • Carbon Steel • Cast Iron SS400 • S55C • FC250 ~750N/mm ²		Alloy Steel • Tool Steel SCM • SKS • SKD ~30HRC		Prehardened Steel • Hardened Steel PX5 • NAK80 30~45HRC		Stainless Steel SUS304 • SUS420 ≤200HB	
	S (min ⁻¹)	F (mm/min)	S (min ⁻¹)	F (mm/min)	S (min ⁻¹)	F (mm/min)	S (min ⁻¹)	F (mm/min)
6	8.500	2.480	8.000	2.180	7.400	2.010	6.600	1.660
8	6.400	1.870	6.000	1.630	5.600	1.520	5.000	1.260
10	5.100	1.730	4.800	1.440	4.500	1.350	4.000	1.120
12	4.200	1.430	4.000	1.200	3.700	1.110	3.300	920
Depth of cut								

1. Use a rigid and precise machine and holder.
2. The rotational speed is calculated by the median of the recommended cutting speed. Adjustment may be necessary depending on the rigidity of the workpiece fixture and machine.
3. Please use a suitable fluid with high smoke retardant properties.
4. During dry (no fluid) milling, please use air blow to remove disposable chips from the milling area and to eliminate chip packing.
5. Please use water-soluble coolant when machining stainless steel.

ae=0.1D • High efficiency side milling 3D

Vc	Mild Steel • Carbon Steel • Cast Iron SS400 • S55C • FC250 ~750N/mm ²		Alloy Steel • Tool Steel SCM • SKS • SKD ~30HRC		Prehardened Steel • Hardened Steel PX5 • NAK80 30~45HRC		Stainless Steel SUS304 • SUS420 ≤200HB	
	S (min ⁻¹)	F (mm/min)	S (min ⁻¹)	F (mm/min)	S (min ⁻¹)	F (mm/min)	S (min ⁻¹)	F (mm/min)
6	11.700	3.180	9.000	2.270	7.200	1.810	6.900	1.600
8	8.800	2.390	6.800	1.710	5.400	1.360	5.200	1.210
10	7.000	2.240	5.400	1.510	4.300	1.200	4.100	1.070
12	5.800	1.860	4.500	1.260	3.600	1.010	3.500	910
Depth of cut								

ae=0.15D • High efficiency side milling 3D

Vc	Mild Steel • Carbon Steel • Cast Iron SS400 • S55C • FC250 ~750N/mm ²		Alloy Steel • Tool Steel SCM • SKS • SKD ~30HRC		Prehardened Steel • Hardened Steel PX5 • NAK80 30~45HRC		Stainless Steel SUS304 • SUS420 ≤200HB	
	S (min ⁻¹)	F (mm/min)	S (min ⁻¹)	F (mm/min)	S (min ⁻¹)	F (mm/min)	S (min ⁻¹)	F (mm/min)
6	7.400	1.860	5.600	1.300	4.800	1.110	4.500	950
8	5.600	1.410	4.200	970	3.600	840	3.400	720
10	4.500	1.350	3.300	860	2.900	750	2.700	650
12	3.700	1.110	2.800	730	2.400	620	2.300	550
Depth of cut								

ae≤0.2D • High efficiency side milling 3D

Vc	Mild Steel • Carbon Steel • Cast Iron SS400 • S55C • FC250 ~750N/mm ²		Alloy Steel • Tool Steel SCM • SKS • SKD ~30HRC		Prehardened Steel • Hardened Steel PX5 • NAK80 30~45HRC		Stainless Steel SUS304 • SUS420 ≤200HB	
	S (min ⁻¹)	F (mm/min)	S (min ⁻¹)	F (mm/min)	S (min ⁻¹)	F (mm/min)	S (min ⁻¹)	F (mm/min)
6	5.300	1.230	4.200	890	3.700	780	3.500	670
8	4.000	930	3.200	680	2.800	590	2.600	500
10	3.200	900	2.500	600	2.200	530	2.100	460
12	2.700	760	2.100	500	1.900	460	1.700	370
Depth of cut								

Milling | Solid carbide

CUTTING CONDITIONS

Milling | Endmills | Cutting conditions

AE-VML

Long type (Applies also to chipbreaker type)

ae=0.05D • Standard side milling 4D

Vc	Mild Steel • Carbon Steel • Cast Iron SS400 • S55C • FC250 ~750N/mm ²		Alloy Steel • Tool Steel SCM • SKS • SKD ~30HRC		Prehardened Steel • Hardened Steel PX5 • NAK80 30~45HRC		Stainless Steel SUS304 • SUS420 ≤200HB	
	S (min ⁻¹)	F (mm/min)	S (min ⁻¹)	F (mm/min)	S (min ⁻¹)	F (mm/min)	S (min ⁻¹)	F (mm/min)
6	7.400	2.010	6.900	1.740	6.400	1.610	6.100	1.420
8	5.600	1.520	5.200	1.310	4.800	1.210	4.600	1.070
10	4.500	1.440	4.100	1.230	3.800	1.140	3.700	960
12	3.700	1.180	3.500	1.050	3.200	960	3.100	810
16	2.800	1.100	2.600	970	2.400	900	2.300	740
20	2.200	900	2.100	780	1.900	720	1.800	600
Depth of cut								

1. Use a rigid and precise machine and holder.
 2. The rotational speed is calculated by the median of the recommended cutting speed. Adjustment may be necessary depending on the rigidity of the workpiece fixture and machine.
 3. Please use a suitable fluid with high smoke retardant properties.
 4. During dry (no fluid) milling, please use air blow to remove disposable chips from the milling area and to eliminate chip packing.
 5. Please use water-soluble coolant when machining stainless steel.

ae=0.1D • High efficiency side milling 4D

Vc	Mild Steel • Carbon Steel • Cast Iron SS400 • S55C • FC250 ~750N/mm ²		Alloy Steel • Tool Steel SCM • SKS • SKD ~30HRC		Prehardened Steel • Hardened Steel PX5 • NAK80 30~45HRC		Stainless Steel SUS304 • SUS420 ≤200HB	
	S (min ⁻¹)	F (mm/min)	S (min ⁻¹)	F (mm/min)	S (min ⁻¹)	F (mm/min)	S (min ⁻¹)	F (mm/min)
6	10.600	2.670	8.500	1.970	6.900	1.600	6.600	1.400
8	8.000	2.020	6.400	1.480	5.200	1.210	5.000	1.060
10	6.400	1.920	5.100	1.330	4.100	1.070	4.000	950
12	5.300	1.590	4.200	1.090	3.500	910	3.300	790
16	4.000	1.500	3.200	1.000	2.600	840	2.500	730
20	3.200	900	2.500	830	2.100	670	2.000	590
Depth of cut								

ae=0.15D • High efficiency side milling 4D

Vc	Mild Steel • Carbon Steel • Cast Iron SS400 • S55C • FC250 ~750N/mm ²		Alloy Steel • Tool Steel SCM • SKS • SKD ~30HRC		Prehardened Steel • Hardened Steel PX5 • NAK80 30~45HRC		Stainless Steel SUS304 • SUS420 ≤200HB	
	S (min ⁻¹)	F (mm/min)	S (min ⁻¹)	F (mm/min)	S (min ⁻¹)	F (mm/min)	S (min ⁻¹)	F (mm/min)
6	7.200	1.670	6.100	1.290	4.500	950	4.000	770
8	5.400	1.250	4.600	980	3.400	720	3.000	580
10	4.300	1.200	3.700	890	2.700	650	2.400	530
12	3.600	1.010	3.100	740	2.300	550	2.000	440
16	2.700	940	2.300	690	1.700	500	1.500	410
20	2.200	750	1.800	550	1.400	400	1.200	330
Depth of cut								

Milling | Solid carbide




CUTTING DATA

Suppression of Burrs

Great surface finish without vibration and minimal burrs.

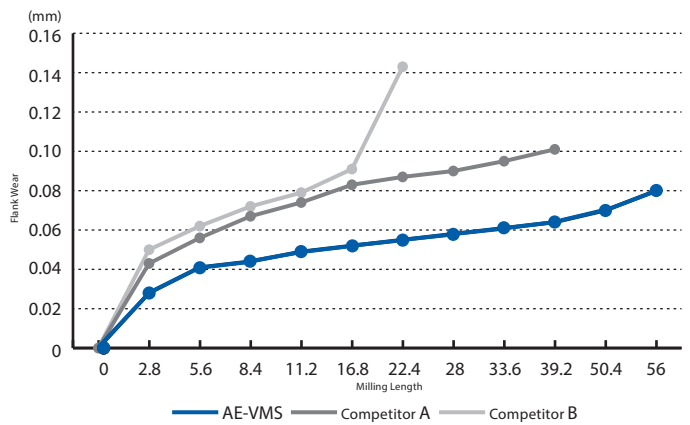
Tool	AE-VMS Ø 10	Competitor Ø 10
Work Material	SUS316	
Cutting Speed	69m/min (2.200 min ⁻¹)	
Feed Rate	350mm/min (0,04mm/t)	
Depth of Cut	ap = 10mm	ap=5mm
Coolant	Water Soluble	
Machine	Vertical Machining Center	
M.R.R.	35 cm ³ /min	17,5 cm ³ /min



Stable Performance

Stable performance on stainless steel

Tool	AE-VMS Ø 10
Work Material	SUS304
Cutting Speed	70m/min (2.250 min ⁻¹)
Feed Rate	475mm/min (0,053mm/t)
Depth of Cut	ap = 10mm
Coolant	Water Soluble
Machine	Vertical Machining Center



Milling | Solid carbide

Cutting edge wear comparison

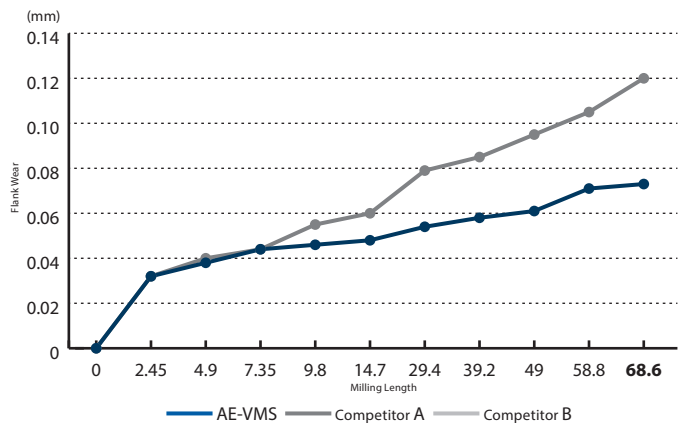


CUTTING DATA

Stable performance


Stable performance even in slotting

Tool	AE-VMS Ø 6 X R1
Work Material	SUS304
Milling method	Slot milling
Cutting Speed	80m/min (4.200 min ⁻¹)
Feed Rate	830mm/min (0,049 mm/t)
Depth of Cut	ap = 3mm
Coolant	Water Soluble
Machine	Horizontal Machining Center



Wear comparison


Wear comparison after milling 68,6



High efficiency

Trouble-free chip evacuation even in high-speed slotting

Tool	AE-VMS Ø 10 X R1
Work Material	SCM440
Milling method	Slot milling
Cutting Speed	90m/min (2.900 min ⁻¹)
Feed Rate	660mm/min (0,057 mm/t)
Depth of Cut	ap = 10mm
Coolant	None
Machine	Vertical Machining Center

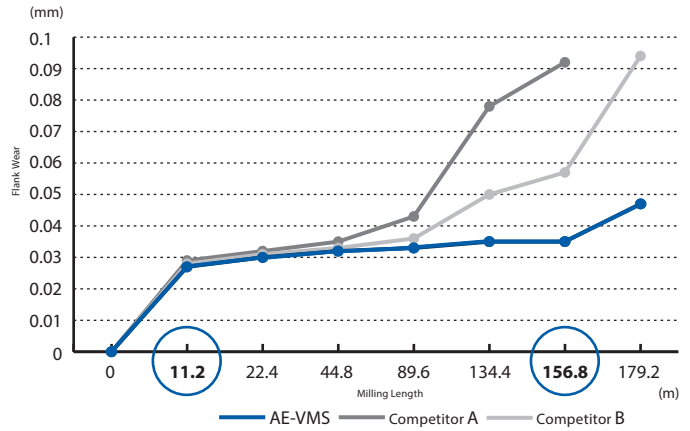


CUTTING DATA

Suppression of Burrs

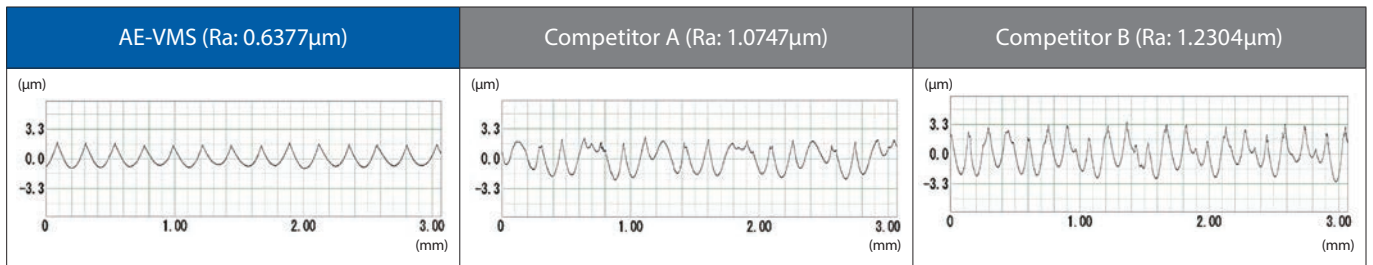
Suppression of cutting heat generation minimizes tool wear

Tool	AE-VMS Ø 6
Work Material	SCM440
Cutting Speed	140m/min (7.500 min ⁻¹)
Feed Rate	1.800mm/min (0,06mm/t)
Depth of Cut	ap = 9mm ae= 1,2mm
Coolant	Air Blow
Machine	Vertical Machining Center



Surface roughness comparison

Surface roughness after milling 11,2m



Tool condition comparison


Tool condition after milling 156,8m

Milling | Solid carbide

	Cutting Chips	Wear Comparison
AE-VMS	<p>Brown about 500°C</p>	<p>No Cutting Edge Recession</p>
Competitor A	<p>Purple about 600°C</p>	<p>Excessive Cutting Edge Recession</p>
Competitor B	<p>Blue about 700°C</p>	<p>Minimal Cutting Edge Recession</p>

AE-VML: WITH CHIPBREAKER

Minimizes chipping with unique R profiles at the edge of the chipbreaker.



Troubled by long and stringy chip accumulation


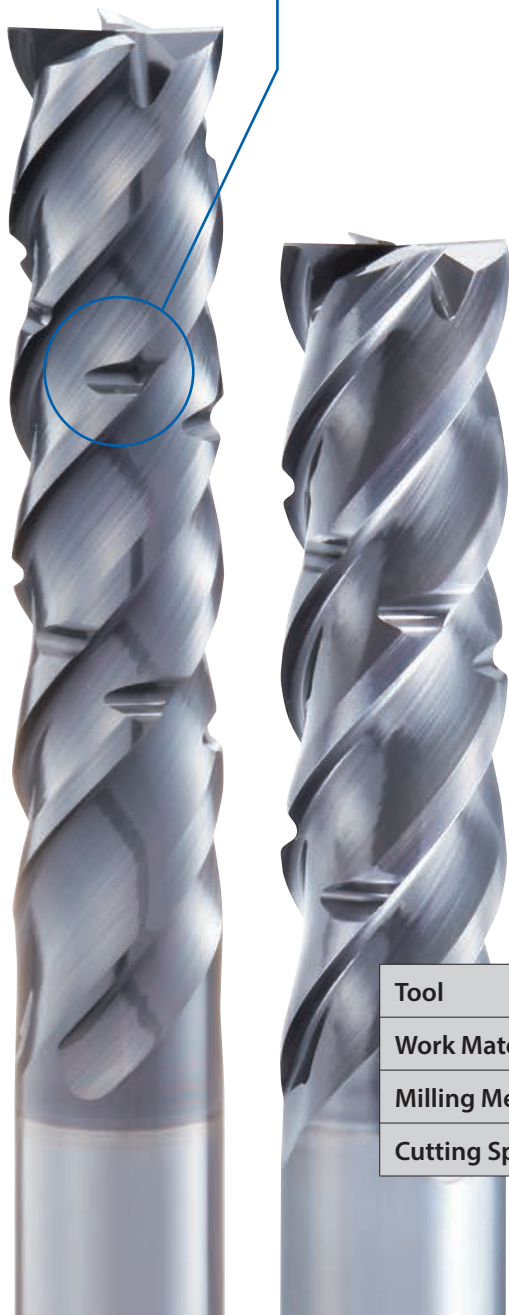


Large chip accumulation can be problematic for long-hour and high chip removal side milling, trochoidal milling, and pocket milling with long flute length end mills.

Breaks chips into small pieces!

Enables continuous machine operation

The chipbreaker (-N) creates small chips that can be easily evacuated by air or cutting oil. For high-quality machined surfaces, we recommend the AE-VML square end mill without chipbreaker.



Tool	AE-VML $\phi 10 \times 40$ -N With chipbreaker	Feed Rate	1,140mm/min 0.075mm/t
Work Material	NAK80(40HRC)	Depth of Cut	ap=40mm ae=0.5mm
Milling Method	Trochoidal	Coolant	Air blow
Cutting Speed	120m/min 3,800min ⁻¹	Machine	BT50 Vertical Machining Center

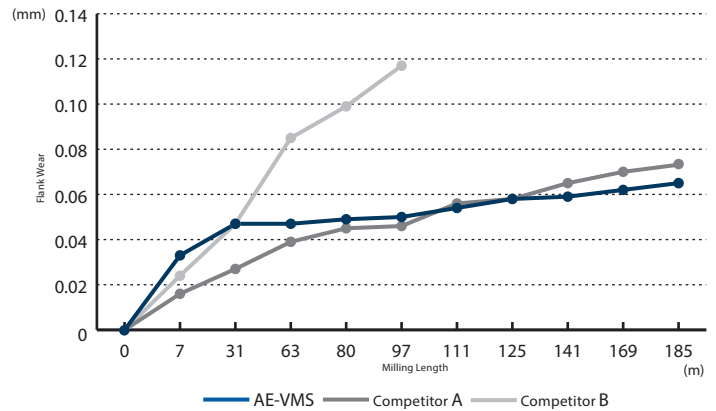


CUTTING DATA


Stable performance

Stable performance even at 4D depth of cut

Tool	AE-VML Ø 10 x 40
Work Material	S50C
Milling Method	Side milling
Cutting Speed	130m/min (4,200min ⁻¹)
Feed Rate	1.200mm/min (0,07mm/t)
Depth of Cut	ap=40mm ae=0.5mm
Coolant	Air Blow
Machine	Horizontal Machining Center



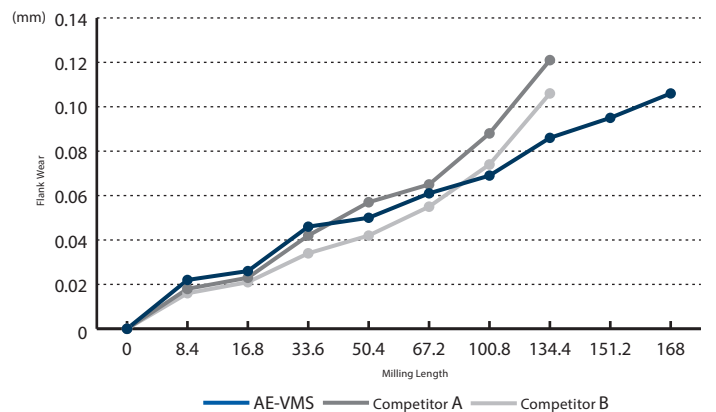
Wear comparison of the peripheral cutting edge




Long tool life

DUARISE coating greatly reduces tool wear progression even with the use of water-soluble coolant.

Tool	AE-VML Ø 10 x 31
Work Material	SCM440(30HRC)
Milling Method	Side milling
Cutting Speed	180m/min (5.700min ⁻¹)
Feed Rate	1.400mm/min (0,06mm/t)
Depth of Cut	ap=25mm ae=1mm
Coolant	Water Soluble
Machine	Vertical Machining Center



Wear comparison of the peripheral cutting edge



Milling | Solid carbide



SWEDEN

Branch office of OSG SCANDINAVIA
Abrahams Gränd 8
295 35 Bromölla
Sweden
Tel: +46 40 41 22 55
osg@osg-scandinavia.com

OSG SCANDINAVIA

(For Scandinavian countries)
Langebjergvaenget 16
4000 Roskilde
Denmark
Tel: +45 46 75 65 55
osg@osg-scandinavia.com

OSG NETHERLANDS

Bedrijfsweg 5
3481 MG Harmelen
The Netherlands
Tel: +31 348 44 2764
Fax: +31 348 44 2144
info@osg-nl.com

OSG UK

Shelton house, 5 Bentalls
Pipps Hill Ind Est, Basildon Essex SS14 3BY
United Kingdom
Tel: +44 1268 567660
Fax: +44 1268 567661
sales@osg-uk.com

OSG EUROPE LOGISTICS

Avenue Lavoisier 1
B-1300 Z.I. Wavre - Nord
Belgium
Tel: +32 10 23 05 07
Fax: +32 10 23 05 51
info@osgeurope.com

OSG BELUX

Avenue Lavoisier 1
B-1300 Z.I. Wavre - Nord
Belgium
Tel: +32 10 23 05 11
Fax: +32 10 23 05 31
info@osg-belgium.com

OSG IBÉRICA

Bekolarra 4
E - 01010 Vitoria-Gasteiz
Spain
Tel: +34 945 242 400
Fax: +34 945 228 883
osg.iberica@osg-ib.com

OSG FRANCE

Parc Icade, Paris Nord 2
Immeuble "Le Rimbaud"
22 Avenue des Nations
CS66191 - 93420 Villepinte
France
Tel: +33 1 49 90 10 10
Fax: +33 1 49 90 10 15
sales@osg-france.com

OSG ITALY

Via Cirenaica n. 52 int. 61/63
I - 10142 Torino
Italien
Tel: +39 0117705211
Fax: +39 0117705215
info@osg-italia.it



CZECH REPUBLIC, SLOVAKIA, HUNGARY

OSG Europe Logistics S. A.
Slovakia, organizačná zložka
Račianska 22/A, Bratislava 831 02
Slovakia
Tel.: +421 24 32 91 295
info@osgeurope.com

OSG POLAND

ul. Spółdzielcza 57
05-074 Halinów
Polska
Tel: +22 760 82 71
Mob. +48 570 677 711
osg@osg-poland.com

OSG RUSSIA

Butlerova street, 17B, office 5069
117342 Moscow
Russia
Tel: +7 (495) 150 41 54
info@osg-russia.com

ROMSAN INTERNATIONAL CO. SRL

Reprezentant Exclusiv OSG
25C, Bucuresti-Magurele Street
051431 Bucuresti
România
Tel: +40 21 322 07 47
Fax: +40 21 321 56 00
romsan.int@romsan.ro

OSG TURKEY

Rami Kışla Cad.No:56 Eyüp
Istanbul 34056
Turkey
Tel: +90 212 565 24 00
Fax: +90 212 565 44 00
info@osg-turkey.com

Vischer & Bolli AG

Machining and Workholding
Im Schossacher 17
CH-8600 Dübendorf
Schweiz
Tel.: +41 44 802 15 15
Fax: +41 44 802 15 95
info@vb-tools.com

OSG GERMANY

Karl-Ehmann-Str. 25
D - 73037 Göppingen
Germany
Tel: +49 7161 6064 - 0
Fax: +49 7161 6064 - 444
info@osg-germany.de



shaping your dreams

OSG EUROPE LOGISTICS

Avenue Lavoisier 1
B-1300 Z.I. Wavre - Nord - Belgium
Tel: +32 10 23 05 07
Fax: +32 10 23 05 51
info@osgeurope.com

OSG POLAND Sp. z o.o.

Spółdzielcza 57
05-074 Halinów - Poland
Tel: +22 760 82 71
Fax: +22 760 82 71
osg@osg-poland.com

OSG TURKEY

Rami Kişla Cad.No:56 Eyüp
Istanbul 34056 - Turkey
Tel:+90 212 565 24 00
Fax: +90 212 565 44 00
info@osg-turkey.com

OSG BELUX

Avenue Lavoisier 1
B-1300 Z.I. Wavre - Nord - Belgium
Tel: +32 10 23 05 11
Fax: +32 10 23 05 31
info@osg-belgium.com

OSG GERMANY

Karl-Ehmann-Str. 25
D - 73037 Göppingen - Germany
Tel: +49 7161 6064 - 0
Fax: +49 7161 6064 - 444
info@osg-germany.de

ROMSAN INTERNATIONAL CO. SRL

Reprezentant Exclusiv OSG
25C, Bucuresti-Magurele Street
051431 Bucuresti - România
Tel: +40 21 322 07 47
Fax: +40 21 321 56 00
romsan.int@romsan.ro

OSG FRANCE

Parc Icade, Paris Nord 2
Immeuble "Le Rimbaud"
22 Avenue des Nations
CS66191 - 93420 Villepinte - France
Tel: +33 1 49 90 10 10
Fax: +33 1 49 90 10 15
sales@osg-france.com

OSG SCANDINAVIA

(For Scandinavian countries)
Langebjergvaenget 16
4000 Roskilde - Denmark
Tel: +45 46 75 65 55
Fax: +45 46 75 67 00
osg@osg-scandinavia.com

AUSTRIA

Branch office of OSG GERMANY
Messestraße 11
A-6850 Dornbirn
Tel: +49 7161 6064-0
Fax: + 49 7161 6064-444
info@osg-germany.de

OSG NETHERLANDS

Bedrijfsweg 5 - 3481 MG Harmelen
Tel: +31 348 44 2764
Fax: +31 348 44 2144
info@osg-nl.com

SWEDEN

Branch office of OSG SCANDINAVIA
Abrahams Gränd 8
295 35 Bromölla - Sweden
Tel: +46 40 41 22 55
Fax: +46 40 41 32 55
osg@osg-scandinavia.com

OSG ITALIA

Via Cirenaiica n. 52 int. 61/63
I - 10142 Torino - Italy
Tel: +39 0117705211
Fax: +39 0117705215
info@osg-italia.it

OSG UK

Shelton house, 5 Bentalls
Pipps Hill Ind Est, Basildon Essex SS14 3BY
Tel: +44 1268 567 660
Fax: +44 1268 567 661
sales@osg-uk.com

OSG IBERICA

Bekolarra 4
E - 01010 Vitoria-Gasteiz - Spain
Tel: +34 945 242 400
Fax: +34 945 228 883
osg.iberica@osg-ib.com

Vischer & Bolli AG

Machining and Workholding
Im Schossacher 17
CH-8600 Dübendorf
T +41 44 802 15 15
F +41 44 802 15 95
info@vb-tools.com

CZECH, SLOVAKIA, HUNGARY

OSG Europe Logistics S.A.
Slovakia organizacna zlozka
Racianská 22/A, SK-83102 Bratislava
Slovakia
Tel. +421 24 32 91 295
Orders-osgsvk@osgeurope.com

RUSSIA

Butlerova street, 17B, office 5069
117342 Moscow - Russia
Tel: +7 (495) 150 41 54
info@osg-russia.com

OSG EUROPE LOGISTICS S.A.

02/2020 - All rights reserved. © OSG Europe 2020.

The contents of this catalogue are provided to you for viewing only. They are not intended for reproduction either in part or in whole in this or other medium. They cannot be copied, used to create derivation work or used for any reason, by means without the express, written permission of the copyright owner. If prices are stated, they are netto unit-prices and any eventual tax(es) have to be added. The company is not responsible for any printing error in technical, price and/or any other data.

Tool specifications subject to change without notice.

www.osgeurope.com